

## **DISKON > 20 BATANG**

### **HOTDIP GALVANIS**

**2 mm DISKON 15 %**

**1.8 mm DISKON 20 %**

**1,5 mm DISKON 25 %**

**1,2 mm DISKON 30 %**

### **ELEKTRO PLATING**

**2 mm DISKON 25 %**

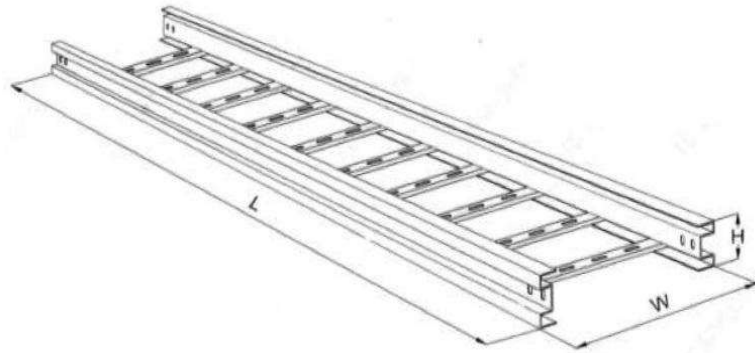
**1,8 mm DISKON 30 %**

**1,5 mm DISKON 35 %**

**1,2 mm DISKON 40 %**

## **DISKON KHUSUS UNTUK PEMBELIAN DIATAS 50 BATANG**

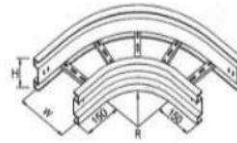
# Ladder Type W H100 x L3000



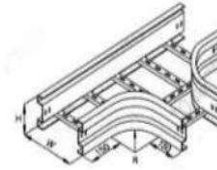
**Straight Cover**



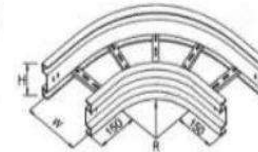
**Horizontal Elbow (WE-R)**



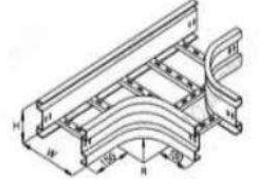
**Horizontal Tee (WT-R)**



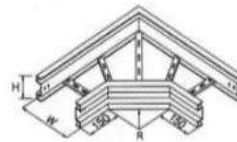
**Horizontal Elbow (WE-L)**



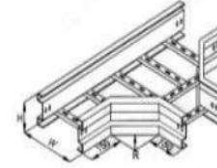
**Horizontal Tee (WT-L)**



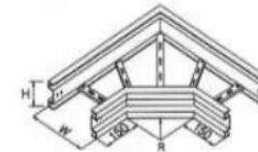
**Horizontal Elbow (WE-D)**



**Horizontal Tee (WT-D)**



**Horizontal Elbow (WE-U)**

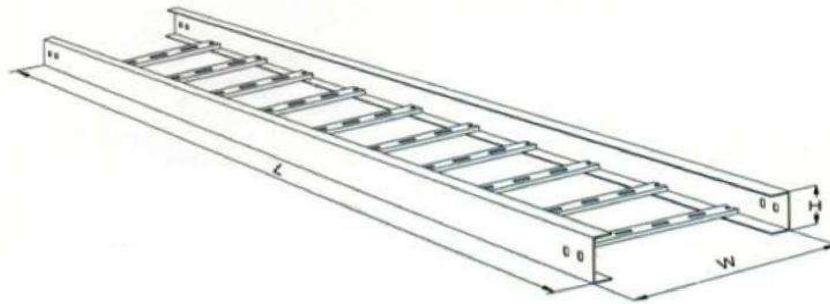


**Horizontal Tee (WT-U)**




No.	Width	Straight	Cover Straight	Elbow	Cover Elbow	Inside	Cover In & Out	Tee	Cover Tee	Cross	Cover Cross	Reducer S/R/L	Cover Reducer
						Outside							
1	<b>W100</b>	603.960	254.100	264.280	249.200	301.980	75.600	362.460	389.200	422.800	529.200	271.880	98.000
2	<b>W150</b>	636.720	341.040	318.360	270.200	318.360	103.600	382.060	410.200	445.760	550.200	286.580	126.000
3	<b>W200</b>	669.340	427.980	334.740	315.000	334.740	131.600	401.660	455.000	468.580	595.000	301.280	140.000
4	<b>W250</b>	701.960	515.060	350.980	364.000	350.980	159.600	421.260	504.000	491.400	644.000	315.980	189.000
5	<b>W300</b>	734.440	602.140	367.220	415.800	367.220	187.600	440.720	555.800	514.220	695.800	330.540	231.000
6	<b>W350</b>	767.200	688.940	383.600	469.000	383.600	215.600	460.320	609.000	537.040	761.600	345.240	245.000
7	<b>W400</b>	801.780	776.020	400.960	532.000	400.960	243.600	481.040	672.000	561.260	826.000	360.780	260.400
8	<b>W450</b>	832.300	862.960	416.220	585.200	416.220	271.600	499.380	742.000	582.680	884.800	374.640	309.400
9	<b>W500</b>	865.480	950.040	432.740	660.800	432.740	301.000	519.400	800.800	605.920	940.800	389.480	357.000
10	<b>W600</b>	930.300	1.123.920	465.220	805.000	465.220	357.000	558.180	945.000	651.280	1.085.000	418.740	436.800
11	<b>W700</b>	995.540	1.297.940	497.840	987.000	497.840	413.000	597.380	1.113.000	696.920	1.253.000	448.000	520.800
12	<b>W800</b>	1.059.940	1.471.820	530.040	1.134.000	530.040	469.000	636.020	1.274.000	742.000	1.414.000	476.980	560.000
13	<b>W900</b>	1.126.020	1.645.840	563.080	1.327.200	563.080	525.000	675.640	1.449.000	788.200	1.607.200	506.660	602.000
14	<b>W1000</b>	1.191.260	1.820.840	595.700	1.519.000	595.700	581.000	714.700	1.659.000	833.840	1.799.000	536.060	644.000

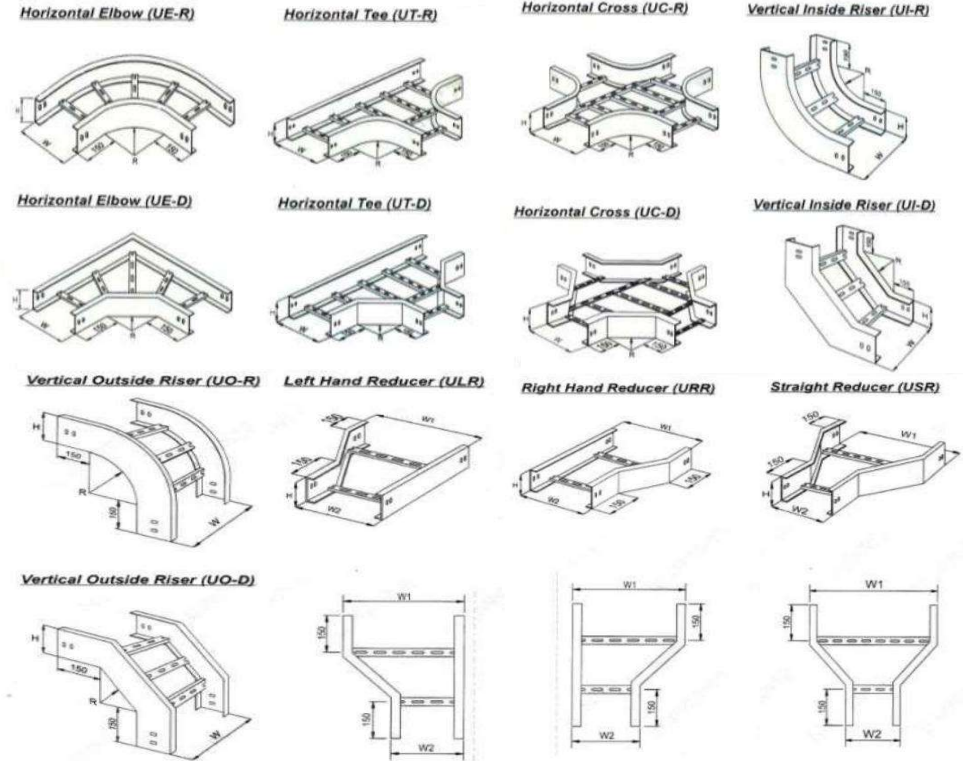
# Ladder Type U H100 x L3000



**Straight Cover**




**Solid Flanged**




No.	Width	Straight	Cover Straight	Elbow	Cover Elbow	Inside	Cover In & Out	Tee	Cover Tee	Cross	Cover Cross	Reducer S/R/L	Cover Reducer
						Outside							
1	<b>W100</b>	568.120	254.100	284.060	249.200	284.060	75.600	340.900	389.200	397.740	529.200	255.640	98.000
2	<b>W150</b>	600.740	341.040	300.440	270.200	300.440	103.600	360.500	410.200	420.560	550.200	270.340	126.000
3	<b>W200</b>	633.640	427.980	316.820	315.000	316.820	131.600	380.240	455.000	443.660	595.000	285.180	140.000
4	<b>W250</b>	667.240	515.060	333.620	364.000	333.620	159.600	400.400	504.000	467.040	644.000	300.300	189.000
5	<b>W300</b>	698.600	602.140	349.300	415.800	349.300	187.600	419.160	555.800	489.020	695.800	314.440	231.000
6	<b>W350</b>	732.060	688.940	366.100	469.000	366.100	215.600	439.320	609.000	512.400	761.600	329.420	245.000
7	<b>W400</b>	766.360	776.020	383.180	532.000	383.180	243.600	459.900	672.000	536.480	826.000	344.960	260.400
8	<b>W450</b>	796.880	862.960	399.840	585.200	399.840	271.600	478.100	742.000	557.900	884.800	358.680	309.400
9	<b>W500</b>	829.220	950.040	414.680	660.800	414.680	301.000	497.560	800.800	580.580	940.800	373.240	357.000
10	<b>W600</b>	896.000	1.123.920	448.000	805.000	448.000	357.000	537.600	945.000	627.200	1.085.000	403.200	436.800
11	<b>W700</b>	960.820	1.297.940	480.480	987.000	480.480	413.000	576.520	1.113.000	672.560	1.253.000	432.460	520.800
12	<b>W800</b>	1.025.640	1.471.820	512.820	1.134.000	512.820	469.000	615.440	1.274.000	717.920	1.414.000	461.580	560.000
13	<b>W900</b>	1.090.460	1.645.840	545.300	1.327.200	545.300	525.000	654.360	1.449.000	763.280	1.607.200	490.700	602.000
14	<b>W1000</b>	1.155.280	1.820.840	577.640	1.519.000	577.640	581.000	693.140	1.659.000	808.640	1.799.000	519.960	644.000

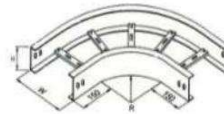
# Ladder Type U H50 x L3000



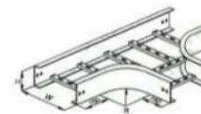
**Straight Cover**



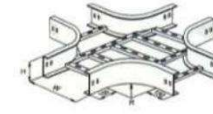
**Horizontal Elbow (UE-R)**



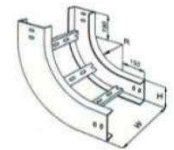
**Horizontal Tee (UT-R)**



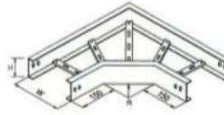
**Horizontal Cross (UC-R)**



**Vertical Inside Riser (UI-R)**



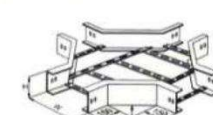
**Horizontal Elbow (UE-D)**



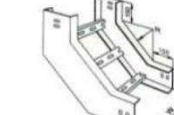
**Horizontal Tee (UT-D)**



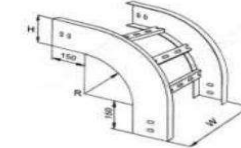
**Horizontal Cross (UC-D)**



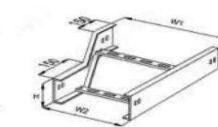
**Vertical Inside Riser (UI-D)**



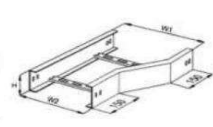
**Vertical Outside Riser (UO-R)**



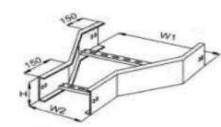
**Left Hand Reducer (ULR)**



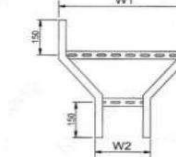
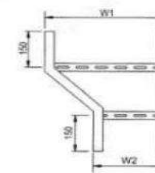
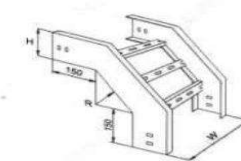
**Right Hand Reducer (URR)**



**Straight Reducer (USR)**

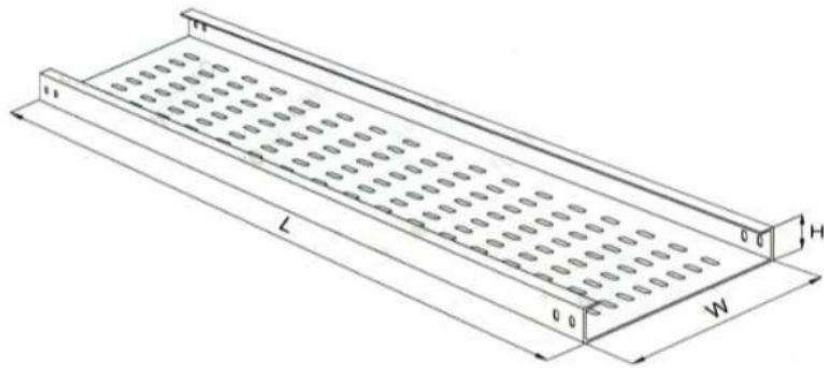


**Vertical Outside Riser (UO-D)**



No.	Width	Straight	Cover Straight	Elbow	Cover Elbow	Inside	Cover In & Out	Tee	Cover Tee	Cross	Cover Cross	Reducer S/R/L	Cover Reducer
						Outside							
1	<b>W100</b>	410.620	254.100	205.380	249.200	205.380	75.600	246.400	389.200	287.560	529.200	184.800	98.000
2	<b>W150</b>	443.240	341.040	221.620	270.200	221.620	103.600	266.000	410.200	310.380	550.200	199.500	126.000
3	<b>W200</b>	476.140	427.980	238.140	315.000	238.140	131.600	285.740	455.000	333.340	595.000	214.340	140.000
4	<b>W250</b>	509.740	515.060	254.940	364.000	254.940	159.600	305.900	504.000	356.860	644.000	229.460	189.000
5	<b>W300</b>	541.100	602.140	270.620	415.800	270.620	187.600	324.660	555.800	378.840	695.800	243.600	231.000
6	<b>W350</b>	574.560	688.940	287.280	469.000	287.280	215.600	344.820	609.000	402.220	761.600	258.580	245.000
7	<b>W400</b>	608.860	776.020	304.500	532.000	304.500	243.600	365.400	672.000	426.300	826.000	274.120	260.400
8	<b>W450</b>	639.380	862.960	319.760	585.200	319.760	271.600	383.740	742.000	447.580	884.800	287.840	309.400
9	<b>W500</b>	671.720	950.040	335.860	660.800	335.860	301.000	403.060	800.800	470.260	940.800	302.400	357.000
10	<b>W600</b>	738.500	1.123.920	369.320	805.000	369.320	357.000	443.100	945.000	517.020	1.085.000	332.360	436.800
11	<b>W700</b>	803.320	1.297.940	401.660	987.000	401.660	413.000	482.020	1.113.000	562.380	1.253.000	361.620	520.800
12	<b>W800</b>	868.140	1.471.820	434.140	1.134.000	434.140	469.000	520.940	1.274.000	607.740	1.414.000	390.740	560.000
13	<b>W900</b>	932.960	1.645.840	466.480	1.327.200	466.480	525.000	559.860	1.449.000	653.100	1.607.200	419.860	602.000
14	<b>W1000</b>	997.780	1.820.840	498.960	1.519.000	498.960	581.000	598.780	1.659.000	698.460	1.799.000	449.120	644.000

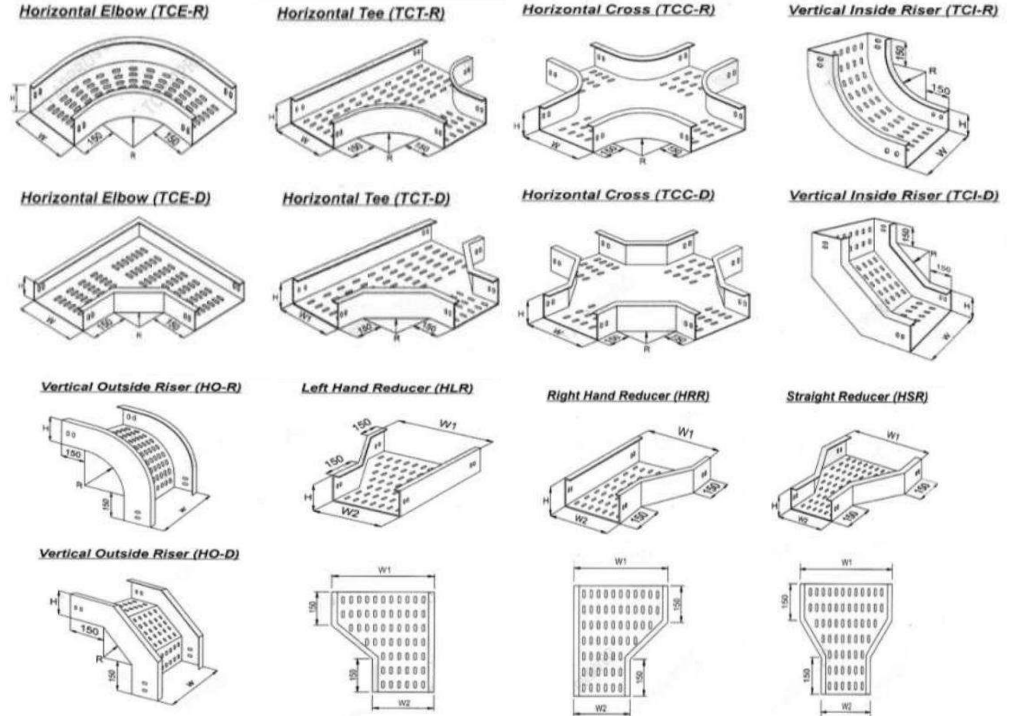
# Tray Type C H50 x L3000



**Straight Cover**



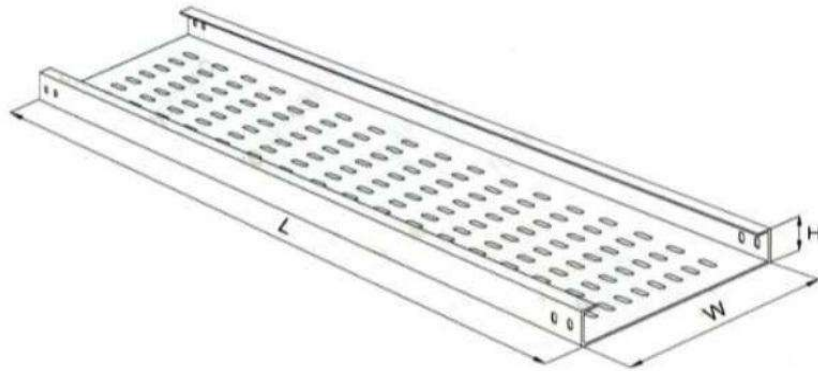
**Solid Flanged**



No.	Width	Straight	Cover Straight	Elbow	Cover Elbow	Inside	Cover In & Out	Tee	Cover Tee	Cross	Cover Cross	Reducer S/R/L	Cover Reducer
						Outside							
1	W50	312.340	167.160	156.240	102.200	156.240	47.600	187.460	161.000	218.960	281.400	140.560	57.400
2	W100	402.220	254.100	201.180	249.200	201.180	75.600	241.360	389.200	281.680	529.200	181.020	98.000
3	W150	492.100	341.040	246.120	270.200	246.120	103.600	295.260	410.200	344.400	550.200	221.480	126.000
4	W200	581.840	427.980	290.920	315.000	290.920	131.600	349.160	455.000	407.260	595.000	261.940	140.000
5	W250	671.580	515.060	335.860	364.000	335.860	159.600	403.060	504.000	470.120	644.000	302.260	189.000
6	W300	761.460	602.140	380.800	415.800	380.800	187.600	456.820	555.800	532.980	695.800	342.720	231.000
7	W350	851.200	688.940	425.600	469.000	425.600	215.600	510.720	609.000	595.840	761.600	383.040	245.000
8	W400	940.940	776.020	470.540	532.000	470.540	243.600	564.620	672.000	658.700	826.000	423.500	260.400
9	W450	1.030.960	862.960	515.480	585.200	515.480	271.600	618.660	742.000	721.700	884.800	463.960	309.400
10	W500	1.120.560	950.040	560.280	660.800	560.280	301.000	672.420	800.800	784.420	940.800	504.280	357.000
11	W600	1.297.380	1.123.920	650.160	805.000	650.160	357.000	780.080	945.000	910.140	1.085.000	585.060	436.800
12	W700	1.479.660	1.297.940	739.900	987.000	739.900	413.000	887.880	1.113.000	1.035.860	1.253.000	665.840	520.800
13	W800	1.659.280	1.471.820	829.640	1.134.000	829.640	469.000	995.540	1.274.000	1.161.440	1.414.000	746.760	560.000
14	W900	1.838.760	1.645.840	919.380	1.327.200	919.380	525.000	1.103.340	1.449.000	1.287.160	1.607.200	827.540	602.000
15	W1000	2.018.380	1.820.840	1.009.260	1.519.000	1.009.260	581.000	1.211.000	1.659.000	1.412.880	1.799.000	908.320	644.000



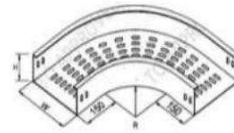
# Tray Type C H100 x L3000



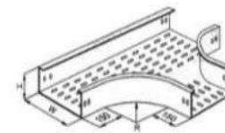
**Straight Cover**



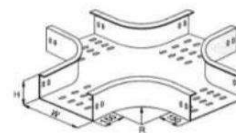
**Horizontal Elbow (TCE-R)**



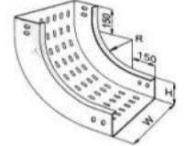
**Horizontal Tee (TCT-R)**



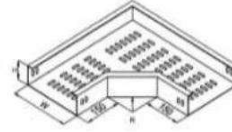
**Horizontal Cross (TCC-R)**



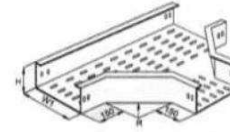
**Vertical Inside Riser (TCI-R)**



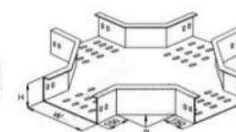
**Horizontal Elbow (TCE-D)**



**Horizontal Tee (TCT-D)**



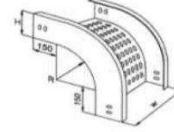
**Horizontal Cross (TCC-D)**



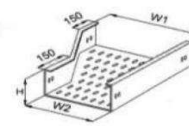
**Vertical Inside Riser (TCI-D)**



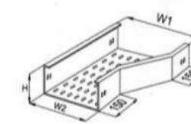
**Vertical Outside Riser (HO-R)**



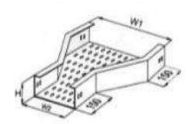
**Left Hand Reducer (HLR)**



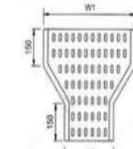
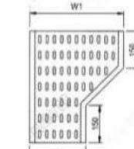
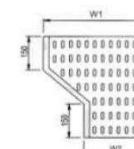
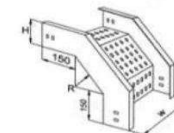
**Right Hand Reducer (HRR)**



**Straight Reducer (HSR)**

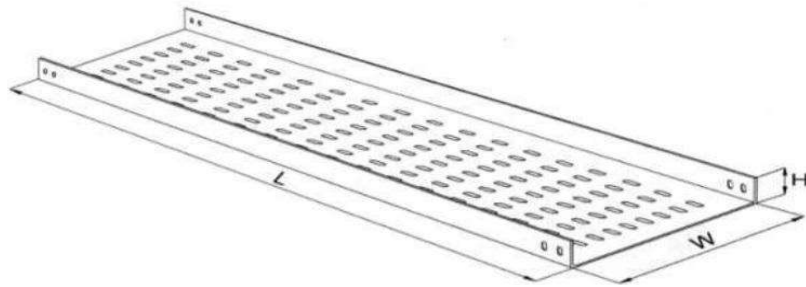


**Vertical Outside Riser (HO-D)**



No.	Width	Straight	Cover Straight	Elbow	Cover Elbow	Inside	Cover In & Out	Tee	Cover Tee	Cross	Cover Cross	Reducer S/R/L	Cover Reducer
						Outside							
1	<b>W100</b>	581.840	254.100	290.920	249.200	290.920	75.600	349.160	389.200	407.260	529.200	261.940	98.000
2	<b>W150</b>	671.580	341.040	335.720	270.200	335.720	103.600	403.060	410.200	470.120	550.200	302.260	126.000
3	<b>W200</b>	761.460	427.980	380.800	315.000	380.800	131.600	456.820	455.000	532.980	595.000	342.720	140.000
4	<b>W250</b>	851.340	515.060	425.740	364.000	425.740	159.600	510.860	504.000	595.980	644.000	383.180	189.000
5	<b>W300</b>	940.940	602.140	470.540	415.800	470.540	187.600	564.620	555.800	658.700	695.800	423.500	231.000
6	<b>W350</b>	1.030.960	688.940	515.480	469.000	515.480	215.600	618.660	609.000	721.700	761.600	463.960	245.000
7	<b>W400</b>	1.120.560	776.020	560.280	532.000	560.280	243.600	672.420	672.000	784.420	826.000	504.280	260.400
8	<b>W450</b>	1.210.300	862.960	605.220	585.200	605.220	271.600	726.180	742.000	847.280	884.800	544.880	309.400
9	<b>W500</b>	1.300.180	950.040	650.160	660.800	650.160	301.000	780.080	800.800	910.140	940.800	585.060	357.000
10	<b>W600</b>	1.479.660	1.123.920	739.900	805.000	739.900	357.000	887.880	945.000	1.035.160	1.085.000	665.840	436.800
11	<b>W700</b>	1.659.280	1.297.940	829.640	987.000	829.640	413.000	995.540	1.113.000	1.161.440	1.253.000	746.760	520.800
12	<b>W800</b>	1.838.620	1.471.820	919.380	1.134.000	919.380	469.000	1.103.340	1.274.000	1.287.160	1.414.000	827.540	560.000
13	<b>W900</b>	2.018.380	1.645.840	1.009.260	1.327.200	1.009.260	525.000	1.211.000	1.449.000	1.412.880	1.607.200	908.320	602.000
14	<b>W1000</b>	2.198.000	1.820.840	1.099.000	1.519.000	1.099.000	581.000	1.318.800	1.659.000	1.538.600	1.799.000	989.100	644.000

# Tray Type U H50 x L3000

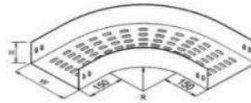


**Straight Cover**

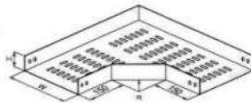


**Solid Flanged**

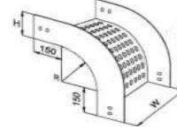
**Horizontal Elbow (TUE-R)**



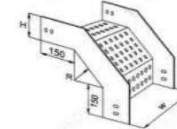
**Horizontal Elbow (TUE-D)**



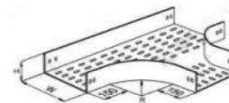
**Vertical Outside Riser (TUO-R)**



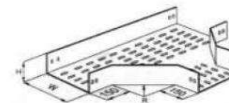
**Vertical Outside Riser (TUO-D)**



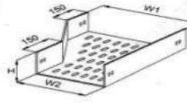
**Horizontal Tee (TUT-R)**



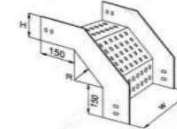
**Horizontal Tee (TUT-D)**



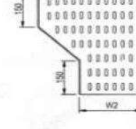
**Left Hand Reducer (TULR)**



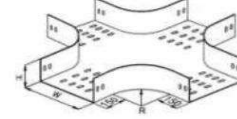
**Vertical Outside Riser (TUO-D)**



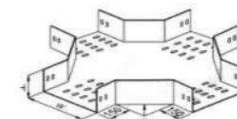
**W1**



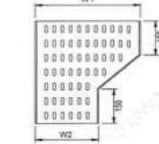
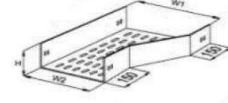
**Horizontal Cross (TUC-R)**



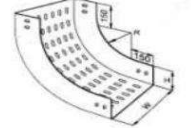
**Horizontal Cross (TUC-D)**



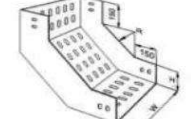
**Right Hand Reducer (TURR)**



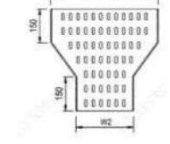
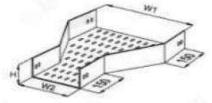
**Vertical Inside Riser (TUI-R)**



**Vertical Inside Riser (TUI-D)**

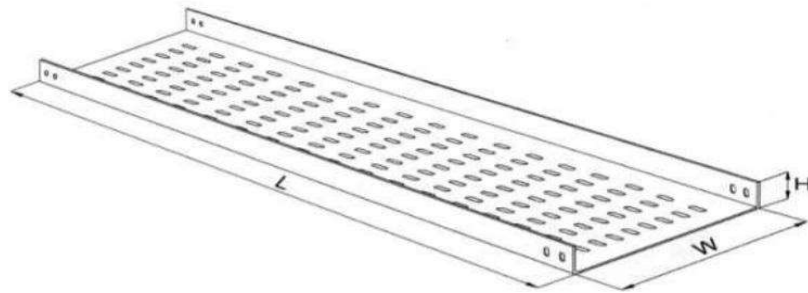


**Straight Reducer (TUSR)**



No.	Width	Straight	Cover Straight	Elbow	Cover Elbow	Inside	Cover In & Out	Tee	Cover Tee	Cross	Cover Cross	Reducer S/R/L	Cover Reducer
						Outside							
1	W50	269.500	167.160	134.680	102.200	134.680	47.600	161.840	161.000	188.580	281.400	121.380	57.400
2	W100	359.240	254.100	179.620	249.200	179.620	75.600	215.600	389.200	251.440	529.200	161.700	98.000
3	W150	448.980	341.040	224.560	270.200	224.560	103.600	269.360	410.200	314.300	550.200	202.020	126.000
4	W200	538.720	427.980	269.360	315.000	269.360	131.600	323.260	455.000	377.160	595.000	242.480	140.000
5	W250	628.600	515.060	314.300	364.000	314.300	159.600	377.160	504.000	440.020	644.000	282.940	189.000
6	W300	718.340	602.140	359.240	415.800	359.240	187.600	431.060	555.800	502.880	695.800	323.260	231.000
7	W350	808.080	688.940	404.040	469.000	404.040	215.600	484.960	609.000	565.740	761.600	363.720	245.000
8	W400	897.960	776.020	448.980	532.000	448.980	243.600	538.720	672.000	628.600	826.000	404.040	260.400
9	W450	987.840	862.960	493.920	585.200	493.920	271.600	592.760	742.000	691.600	884.800	444.640	309.400
10	W500	1.077.440	950.040	538.720	660.800	538.720	301.000	646.520	800.800	754.320	940.800	484.960	357.000
11	W600	1.257.060	1.123.920	628.600	805.000	628.600	357.000	754.320	945.000	879.900	1.085.000	565.740	436.800
12	W700	1.436.680	1.297.940	718.340	987.000	718.340	413.000	861.980	1.113.000	1.005.620	1.253.000	646.520	520.800
13	W800	1.616.160	1.471.820	808.080	1.134.000	808.080	469.000	969.780	1.274.000	1.131.340	1.414.000	727.300	560.000
14	W900	1.795.780	1.645.840	897.960	1.327.200	897.960	525.000	1.077.440	1.449.000	1.257.060	1.607.200	808.080	602.000
15	W1000	1.975.260	1.820.840	987.700	1.519.000	987.700	581.000	1.185.240	1.659.000	1.382.780	1.799.000	889.000	644.000

# Tray Type U H100 x L3000

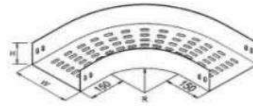


**Straight Cover**

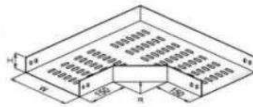


**Solid Flanged**

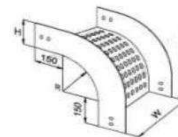
**Horizontal Elbow (TUE-R)**



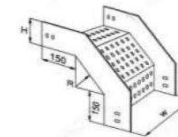
**Horizontal Elbow (TUE-D)**



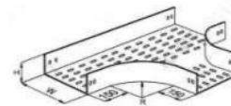
**Vertical Outside Riser (TUO-R)**



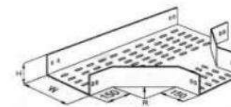
**Vertical Outside Riser (TUO-D)**



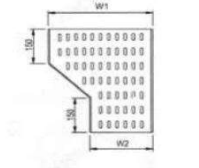
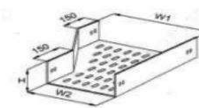
**Horizontal Tee (TUT-R)**



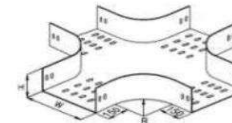
**Horizontal Tee (TUT-D)**



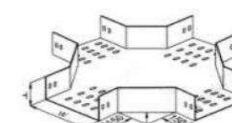
**Left Hand Reducer (TULR)**



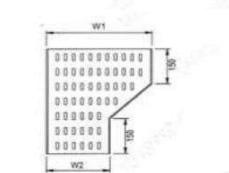
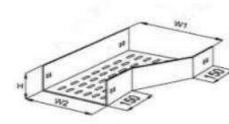
**Horizontal Cross (TUC-R)**



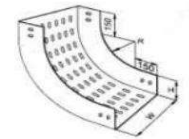
**Horizontal Cross (TUC-D)**



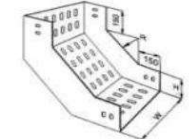
**Right Hand Reducer (TURR)**



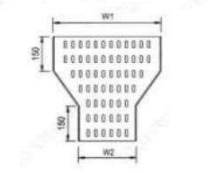
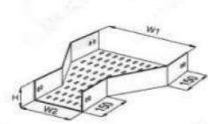
**Vertical Inside Riser (TUI-R)**



**Vertical Inside Riser (TUI-D)**



**Straight Reducer (TUSR)**



No.	Width	Straight	Cover Straight	Elbow	Cover Elbow	Inside	Cover In & Out	Tee	Cover Tee	Cross	Cover Cross	Reducer S/R/L	Cover Reducer
						Outside							
1	W100	538.720	254.100	269.360	249.200	269.360	75.600	323.260	389.200	377.160	529.200	242.480	98.000
2	W150	628.600	341.040	314.300	270.200	314.300	103.600	370.860	410.200	440.020	550.200	282.940	126.000
3	W200	718.340	427.980	359.240	315.000	359.240	131.600	431.060	455.000	502.880	595.000	323.260	140.000
4	W250	808.360	515.060	404.180	364.000	404.180	159.600	484.960	504.000	565.880	644.000	363.720	189.000
5	W300	897.960	602.140	448.980	415.800	448.980	187.600	538.720	555.800	628.600	695.800	404.040	231.000
6	W350	987.840	688.940	493.920	469.000	493.920	215.600	592.760	609.000	691.600	761.600	444.640	245.000
7	W400	1.077.440	776.020	538.720	532.000	538.720	243.600	646.520	672.000	754.320	826.000	484.960	260.400
8	W450	1.167.320	862.960	583.660	585.200	583.660	271.600	700.420	742.000	817.040	884.800	525.280	309.400
9	W500	1.257.060	950.040	628.600	660.800	628.600	301.000	754.320	800.800	879.900	940.800	565.740	357.000
10	W600	1.436.680	1.123.920	718.340	805.000	718.340	357.000	861.980	945.000	1.005.620	1.085.000	646.520	436.800
11	W700	1.616.160	1.297.940	808.080	987.000	808.080	413.000	969.780	1.113.000	1.131.340	1.253.000	727.300	520.800
12	W800	1.795.780	1.471.820	897.960	1.134.000	897.960	469.000	1.077.440	1.274.000	1.257.060	1.414.000	808.080	560.000
13	W900	1.975.260	1.645.840	987.700	1.327.200	987.700	525.000	1.185.240	1.449.000	1.382.780	1.607.200	889.000	602.000
14	W1000	2.154.880	1.820.840	1.077.440	1.519.000	1.077.440	581.000	1.292.900	1.659.000	1.508.500	1.799.000	969.780	644.000



## Accessories Tray & Ladder

**Jointing Set**



**Jointing Set**



**Jointing Set**



No	H50	H100
1	33.600	36.400
2	33.600	36.400

**Hold Down Clamp**



**Hold Down Clip**




**Hanger Clevis**



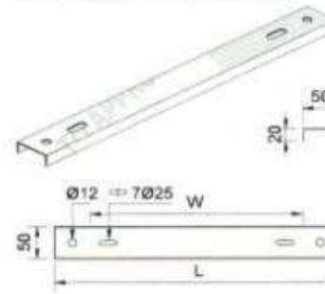
Hold Down Clamp	Hold Down Clip	Hanger Clevis
14.000	7.000	15.400

**Clamp Cover Set**



No.	Width	H50	H100
1	W50	25.200	36.400
2	W100	29.400	40.600
3	W150	34.300	45.500
4	W200	36.400	47.600
5	W250	40.600	51.800
6	W300	44.800	56.000
7	W350	49.000	60.200
8	W400	53.200	64.400
9	W450	57.400	68.600
10	W500	61.600	72.800
11	W600	68.600	79.800
12	W700	72.100	83.300
13	W800	74.200	85.400
14	W900	79.800	91.000
15	W1000	82.600	93.800


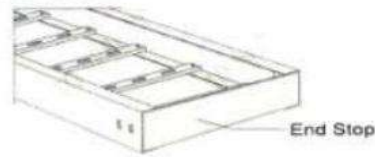
**Hanger Beam**




No.	Width	Hanger Beam
1	W50	18.200
2	W100	23.800
3	W150	29.400
4	W200	39.200
5	W250	44.800
6	W300	53.200
7	W350	57.400
8	W400	60.200
9	W450	63.000
10	W500	65.800
11	W600	82.600
12	W700	91.000
13	W800	96.600
14	W900	110.600
15	W1000	120.400

## Accessories Tray & Ladder

**End Stop**



**Bracket Support (BS)**



**Double Channel Bracket (DC)**



**Medium Duty Strut Channel Bracket (MDSC)**



End Stop	Width	H50	H100
1	W50	14.000	27.300
2	W100	16.800	32.900
3	W150	20.300	38.500
4	W200	23.100	44.100
5	W250	25.200	49.700
6	W300	29.400	55.300
7	W350	32.200	60.900
8	W400	35.700	66.500
9	W450	38.500	72.100
10	W500	42.000	77.700
11	W600	47.600	83.300
12	W700	53.900	88.900
13	W800	60.200	94.500
14	W900	66.500	100.100
15	W1000	72.800	105.700


Bracket Support	Width	Bracket Support
1	W50	32.200
2	W100	37.800
3	W150	44.800
4	W200	51.800
5	W250	65.800
6	W300	81.200
7	W350	86.800
8	W400	99.400
9	W450	105.000
10	W500	121.800
11	W600	163.800
12	W700	177.100
13	W800	191.100
14	W900	207.900
15	W1000	225.400

Bracket Mounting	Width	Bracket Channel
1	W50	26.600
2	W100	29.400
3	W150	33.600
4	W200	43.400
5	W250	49.000
6	W300	51.800
7	W350	54.600
8	W400	57.400
9	W450	60.200
10	W500	63.000
11	W600	69.300
12	W700	77.000
13	W800	85.400
14	W900	95.200
15	W1000	102.200

**Straight Separator (SS)**



**Adjustable Separator (AS)**



Separator	H50	H100
1	184.520	299.600

**Tebal Plat Yang Tersedia : SPHC 1,2mm, 1,5mm, 1,8mm, 2mm.**

**Finishing : HotdipGalvanize, Elektroplating , Powder Coating (Colour Request by Konsumen)**

**For Another Finishing : Alumunium, Stainless Steel (Req. To Our Marketing Support )**